

## OBD-N45-X-01

### Audio-AUX option OBD-coder compatible with Mercedes COMAND NTG4, COMAND Online NTG4.5 and Audio20 NTG4/NTG4.5

To be able to use the factory audio AUX-input, it is necessary to enable the audio-AUX option in the navigation's / radio menu, which can be done with the OBD-N45-X-01.

#### Delivery contents

*Take down the SW-version and HW-version of the interface boxes, and store this manual for support purposes.*

HW \_\_\_\_\_

SW \_\_\_\_\_



#### Legal Information

Changes/updates of the vehicle's software can cause malfunctions of the interface. We offer free software-updates for our interfaces for one year after purchase. To receive a free update, the interface must be sent in at own cost. Labor cost for and other expenses involved with the software-updates will not be refunded.

## Check compatibility of vehicle and accessories

### Requirements

<i>Vehicle</i>	Mercedes
<i>Device</i>	<b>COMAND NTG4, COMAND Online NTG4.5, Audio20 NTG4, Audio20 NTG4.5</b>

### Limitations

Mercedes Music Interface must not be installed

## Installation

1. Locate OBD-port and remove cover
2. Turn on ACC
3. Wait until the navigation has booted
4. Plug coder into OBD-port
5. The navigation will re-boot
6. When the navigation's startup-screen shows, remove coder from OBD-port

To remove the audio-AUX option from the navigation's menu repeat steps 1.-6.

After the first use on a vehicle, the coder OBD-N45-X-01 is personalized to this vehicle. On this vehicle the enabling and removing the audio-AUX option can be repeated without limit.

The AUX-cable must be connected into the vehicles harness' female Quadlock connector on the rear-side of the navigation computer.

### Audio20 NTG4, COMAND NTG4:

Quadlock connector, chamber A

Pin 6 ● Audio NF + left

Pin 12 ● Audio NF + right

Pin 11 ● Audio NF ground

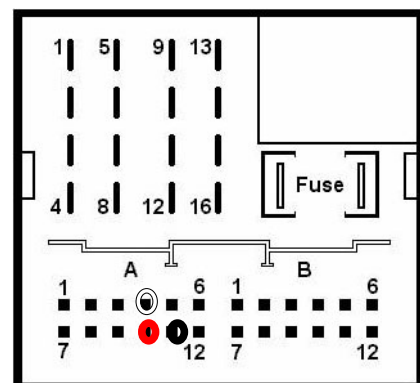
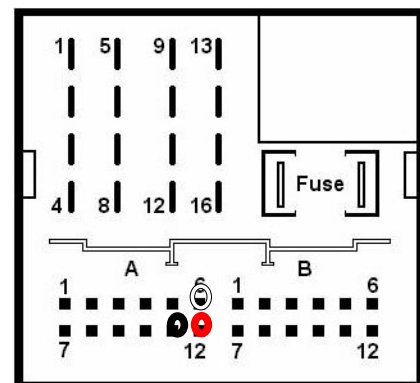
### Audio20 NTG4.5, COMAND Online NTG4.5:

Quadlock connector, chamber A

Pin 4 ● Audio NF + left

Pin 10 ● Audio NF + right

Pin 11 ● Audio NF ground




## Technical Support

**Caraudio-Systems Vertriebs GmbH**  
***manufacturer/distribution***

In den Fuchslöchern 3  
D-67240 Bobenheim-Roxheim

email [support@caraudio-systems.de](mailto:support@caraudio-systems.de)

**Legal disclaimer:** Mentioned company and trademarks, as well as product names/codes are registered trademarks ® of their corresponding legal owners.

CE  12V DC