

STROKER

SUBWOOFER



ST102D/ST104D/ST122D
ST124D/ST152D/ST154D

USER MANUAL

MAKING IT LOUD SINCE 1954!

Cerwin Vega Mobile Speakers

Congratulations for purchasing Cerwin Vega Mobile speakers for your car audio system. You have chosen Cerwin Vega Mobile because you deserve the best!

Cerwin Vega Mobile speakers are designed and engineered to reproduce great sound quality for many years of listening enjoyment in your vehicle! We highly recommend that your new speakers be installed by an authorized Cerwin Vega Mobile dealer. Your authorized dealer can professionally assemble/disassemble the interior of your vehicle and set the proper speaker placement for ideal sound quality.

If you decide to install the speakers by yourself, please thoroughly read through this manual before getting started. This manual will help familiarize yourself with these speakers and guide you through the installation process and procedures.

Please contact your local authorized Cerwin Vega Mobile dealer if you have any questions regarding the instructions in this manual. If you require additional assistance, please contact the Cerwin Vega Mobile Technical Support Department during business hours at 213-261-4161.


Features

ST102D / ST104D - 10 INCH SUBWOOFER

ST122D / ST124D - 12 INCH SUBWOOFER

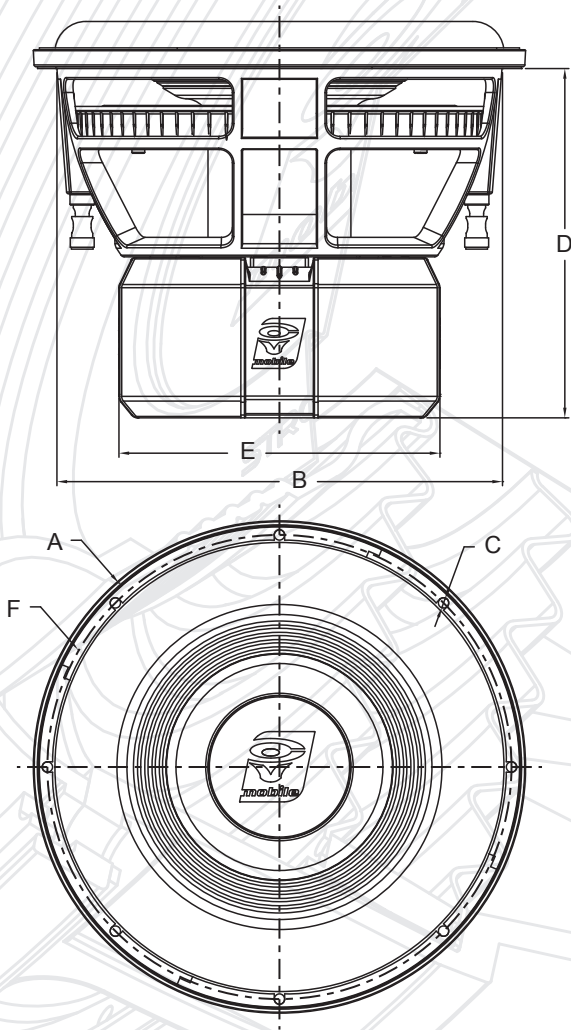
ST152D / ST154D - 15 INCH SUBWOOFER

- Black Ribbed Design Pattern on Treated Semi-Pressed Cone
- Heavy Industrial Strength Textured Basket Frame
- Elevated Motor Structure Cooling Design
- 3 inch - 4 layer Edge wound Voice Coil
- Super High Temp Auminum Voice Coil Former
- Unique Oversized Ribbed Spider Spacer Design
- Oversized Polished Black Chrome Finished Terminals
- Dual Voice Coil Design for more flexibility
- Klippel DA Optimized Motor and Suspension Symmetry



Specifications

Dimension	Unit	ST102D/ST104D	ST122D/ST124D	ST152D/ST154D
Total Diameter (A)	in. (mm)	10.29" (261.5mm)	12.35" (313.7mm)	15.35" (389.9mm)
Mounting Diameter (B)	in. (mm)	9.31" (236.5mm)	11.12" (282.5mm)	14.07" (357.4mm)
Screw Hole Dia. (C)	in. (mm)	0.216" (5.5mm)	0.216" (5.5mm)	0.216" (5.5mm)
Mounting Depth. (D)	in. (mm)	7.34" (186.5mm)	8.1" (205.7mm)	9.48" (240.9mm)
Magnet Dia. (E)	in. (mm)	6.87" (174.5mm)	7.42" (188.5mm)	8.45" (214.5mm)
Hole Dia. (F)	in. (mm)	9.7" (246.5mm)	11.72" (297.8mm)	14.75" (374.7mm)
Displacement (ft ³ /L)		0.081 ft ³ (2.3L)	0.110 ft ³ (3.1L)	0.191 ft ³ (5.4L)



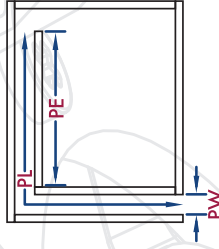
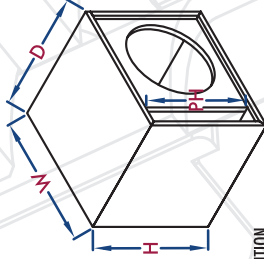
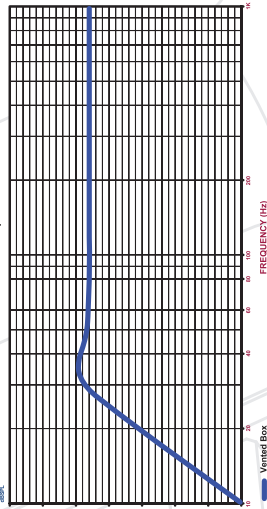
Thiele/Small Parameters

Parameter (unit)	ST102D	ST104D	ST122D	ST124D	ST152D	ST154D
SPL (dB)	82.3	82.7	84.6	84.8	89.0	89.3
Re (Ω) [series]	3.3	6.5	3.3	6.5	3.3	6.5
Qms	3.3	3.3	3.3	3.3	2.8	2.8
Qes	0.58	0.62	0.51	0.56	0.31	0.34
Qts	0.49	0.52	0.44	0.48	0.28	0.30
Fs (Hz)	33.0	35.0	29.0	30.2	24.0	24.8
Vas (L)	17.4	17.4	39.2	39.2	123.0	123.0
Cms (mm/N)	0.115	0.115	0.116	0.116	0.133	0.133
Mms (g)	200.0	180.0	260.0	240.0	330.0	310.0
Sd (m ²)	0.033	0.033	0.049	0.049	0.081	0.081
BL (T*M)	15.4	20.4	17.5	23.0	23.0	30.4
Xmax (mm)	16.4	16.4	16.4	16.4	16.4	16.4
Pwr (W) NOM/MAX	800/1600	800/1600	1000/2000	1000/2000	1200/2400	1200/2400

RECOMMENDED ENCLOSURES


SUBWOOFER SIZE (All measurements are calculated (Using 1" MDF))	PORTED ENCLOSURE			
	Volume (net int.)	Enclosure External Dimensions Width x Height x Depth	Slot Port Internal Dimensions Port Width x Port Height x Port Length	Port Extension Length "PE"
ST102D/ST104D	1.0 ft ³ 28.3 litres	21" x 12" x 13.86" 533mm x 305mm x 352mm	1.18" x 10" x 17.6" 30mm x 254mm x 448mm	4.77" (121mm)
ST122D/ST124D	1.5 ft ³ 42.5 litres	22" x 15" x 14.7" 559mm x 381mm x 373mm	1.18" x 13" x 18.5" 30mm x 330mm x 470mm	5.7" (145mm)
ST152D/ST154D	2.0 ft ³ 56.6 litres	22" x 18" x 15.9" 559mm x 457mm x 404mm	1.18" x 16" x 19" 30mm x 406mm x 482mm	5.05" (128mm)

SPL vs Freq



CAUTION

(The use of a sub-sonic filter set at a minimum of 30Hz is recommended on all vented enclosures.)



MINIMUM RMS POWER (100W BLACK AREA) This lower amount of power will increase the longevity of the woofer, but will decrease the amount of output volume.

RECOMMENDED RMS POWER (600W GREEN AREA) This is the optimum amount of power to provide the perfect balance output volume and woofer longevity.

MAXIMUM RMS POWER (1000W RED AREA) This is the maximum amount of power the woofer is designed to operate safely under. Only a moderate volume increase is gained (<2.2dB) at this higher power level. Operating Beyond this power level will void your warranty.

Warranty

Thank you for purchasing a Cerwin Vega Mobile product and we hope to provide you with countless hours of listening enjoyment.

Please take a brief moment to register your new product. By registering your new product, you will receive benefits such as:

- Important product notifications that may pertain to your purchase.
- Confirmation and record of ownership in case of loss or theft.
- Knowledgeable customer service and technical assistance pertaining to your product.

Register your new product by completely filling out this Product and Warranty Registration card or register online at www.cerwinvegamobile.com.

Registration is voluntary and failure to register will not diminish your limited warranty rights.

Limited Warranty (U.S.A.)

Cerwin Vega Mobile warrants all of our amplifiers and speakers to be free of defects in materials and workmanship for a period of one (1) year.

This warranty is non-transferable and applies only to the original purchaser from an authorized Cerwin Vega Mobile dealer. If service is required and necessary under this warranty due to manufacturing defect or malfunction, then Cerwin Vega Mobile will repair and/or replace defective product with either new or remanufactured like product at no charge at our discretion.

Damage to product caused by the following will not be covered under this warranty: abuse, accident, misuse, neglect, modifications, repairing attempts, seller/installer misrepresentation.

This warranty does not cover any incidental, consequential, or cosmetic damage due to accidents or normal wear and tear, nor does it cover the cost of removing or reinstallation of the product.

Warranty is void if the product's serial number has been removed, defaced, and/or tampered with.

Warranty Procedure:

We recommend that you contact your Cerwin Vega Mobile authorized dealer where your original purchase was made to initiate all warranty claims. Our authorized dealers can guide you through the warranty procedure to ensure that your claim will be processed in a timely manner. All warranty returns must be accompanied with a proof of purchase (a copy of the original sales receipt) and be shipped freight prepaid to our facility with an RA (Return Authorization) number clearly marked on the outside of the package. Direct returns from consumers or non-authorized dealers will be refused if shipped without a valid RA number authorized by Cerwin Vega Mobile beforehand.

INTERNATIONAL

Products purchased outside of the U.S.A. are covered only by that country's distributor and not by Cerwin Vega Mobile U.S.A.

Please Ship All Warranty Claims With Pre-Authorized RA Number To:

CV&DA Holdings, Inc.

ATTN: Customer Service Department

1225 E. 7th St.

Los Angeles, CA 90021 USA

Please Contact Customer Service for Further Warranty Information:

U.S.A.

Tel: 213-261-4161 / Fax: 213-947-4767



1225 E. 7th St. • Los Angeles, CA 90021 USA

P 213-261-4161 • F 213-947-4767

WWW.CERWINVEGAMOBILE.COM

©2014 Cerwin Vega Mobile All rights reserved.
(a division of CV & DA Holdings, Inc.)