

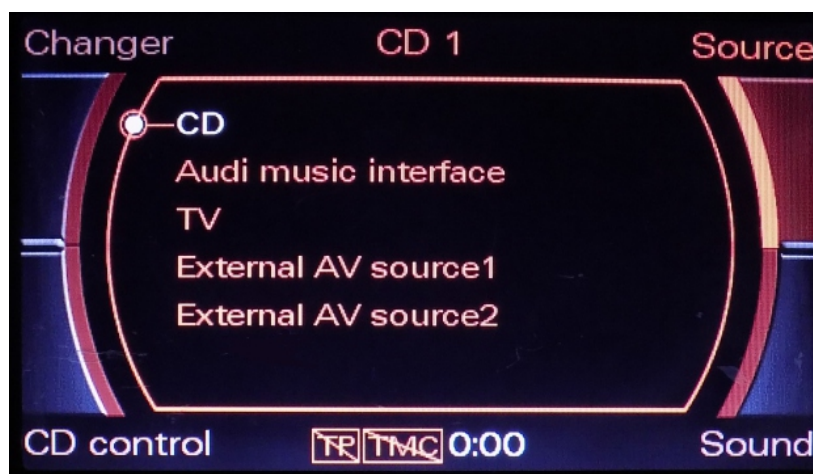
USER MANUAL

1.Introduction

J AUX _ BT module is controlled by factory mounted multimedia system „Audi MMI: Baisic, 2G, 3G, 3G+. This device uses 6-disc CD changer interface, extends MMI network of ability to connect Line Input and streaming audio from mobile devices by BT interface. This device support basic functions to control playback (PLAY,PAUSE,NEXT,PREV,FF,REW) and can display a tittle, album and artist name of current playing song.

2.Start Up

1. To start playing audio sound from J AUX _ BT in first step is recommended to press a CD/TV button on control panel. Next press a button which control SOURCE function.
2. Select CD from displayed list of available devices. *pic.1*.



pic.1

2.2.Start up

After CD device is selected it is recommended to press a button which control CHANGER function.

Watch out! CHANGER label allows to switch between audio sources from JAUX_BT and between next discs from CD changer too (if it is connected to system).



pic.2

Selecting CD1 causes playing sound from additional line input which is implemented in JAUX_BT device.

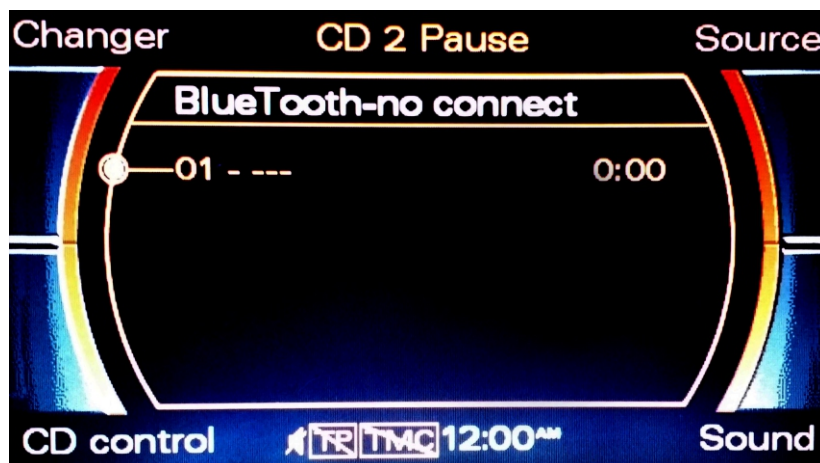
Selecting CD2 causes playing sound from BT pic.2.

Also the device stores last used audio source and with next startup system automatically plays sound from AUX or BT source.

Watch out! Additional line input AUX is not able to control external devices.

3.BT manual

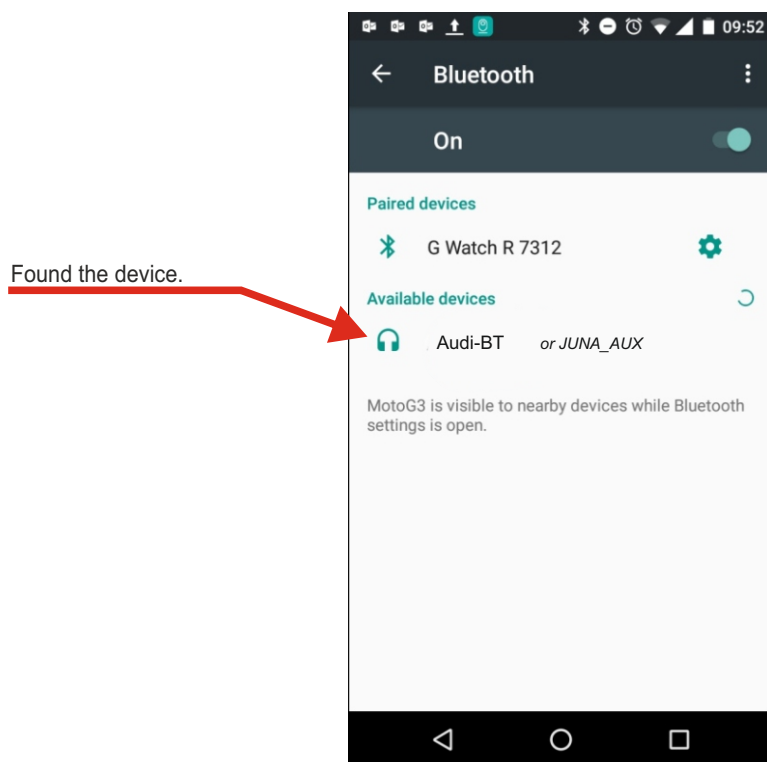
J AUX_BT module allows pairing a new device only if BT audio source is active and other device is not paired with module in the same time. pic.3.



View of display without connected device.

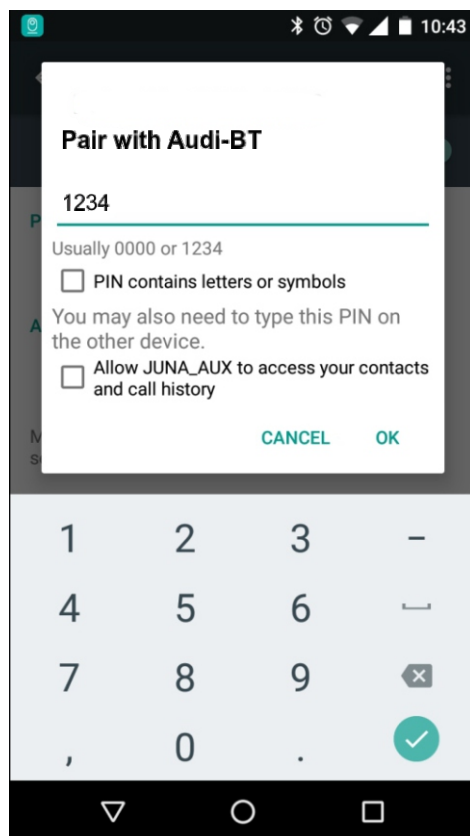
pic.3

It is recommend to start BT in smart phone (or other device) and run search function. "Audi-BT" or JUNA_AUX should appear on list. pic. 4.



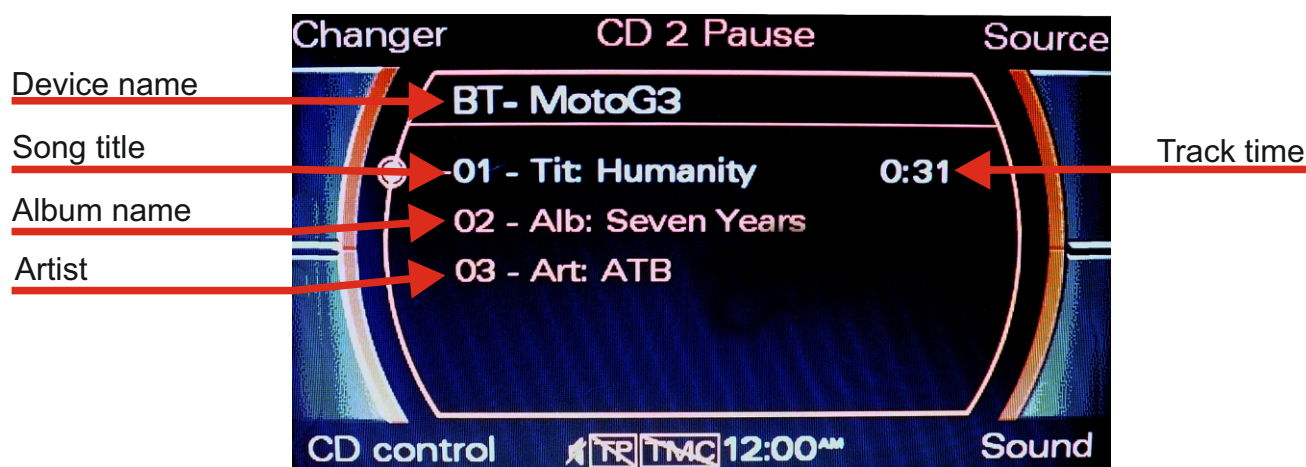
pic.4

After selection of “Audi-BT”, it is necessary to input a PIN code 1234 or 2831 *pic.5*



pic.5

After a pairing with device finished correctly, smart phone should start playing music automatically.



A screenshot of the connected devices.

pic.6

4.Reconnect

The device is automatically trying to reconnect with last paired device. This function is active after MMI system startup. If the connection is not established then this function is active only when BT is selected from CDC lable as current audio source. JAUX_BT is trying to establish connection with 30 seconds interval with last paired device. In this time module is visible for connection with new device too.

Information:

It can happen that during music playback through the JAUX_BT-01 bluetooth module there are breaks or disturbances in the sound being listened to. This problem arises from interference caused by the original bluetooth module mounted in audi and the use of the same music player. If the above problem occurs, it is recommended to disable the factory Bluetooth module function in the audi menu and use the phone for only one mode of operation, which is music playback through the JAUX_BT-01 module.